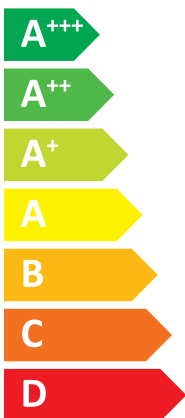





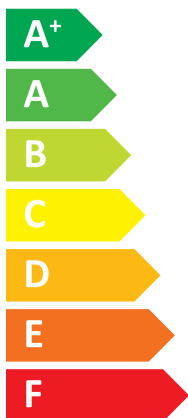
# ENERGY

MITSUBISHI ELECTRIC CORPORATION

E\*PT20X-\*\*\*\*D(W)  
PUZ-WM112VAA (-BS)



A<sup>++</sup>



A<sup>+</sup>



40 dB



60 dB



■ 09 kW

■ 10 kW

■ 10 kW