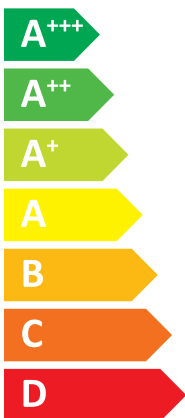





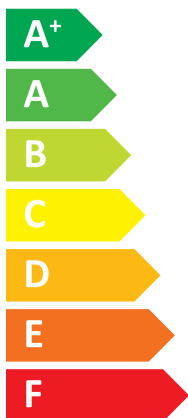
ENERGY

MITSUBISHI ELECTRIC CORPORATION

E*ST30D-**D
SUZ-SWM80VA



A⁺⁺



A⁺



41 dB



62 dB



- 04 kW
- 07 kW**
- 07 kW